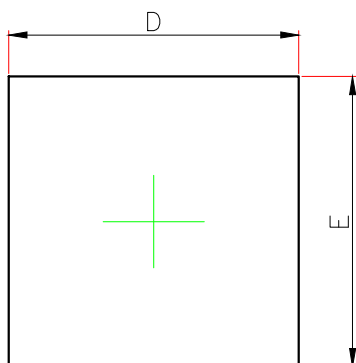
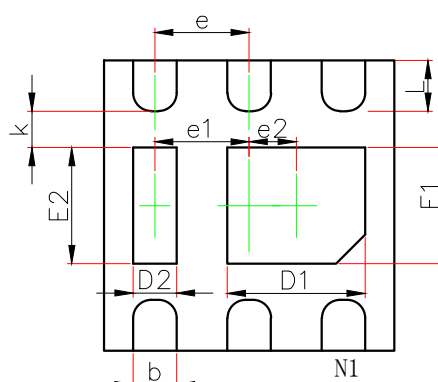




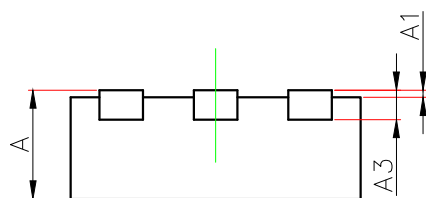
DFNWB2×2-6L-I (P0.65T0.75/0.85) PACKAGE OUTLINE DIMENSIONS



TOP VIEW



BOTTOM VIEW



SIDE VIEW

Symbol	Dimensions In Millimeters		Dimensions In Inches	
	Min.	Max.	Min.	Max.
A	0.700/0.800	0.800/0.900	0.028/0.032	0.032/0.035
A1	0.000	0.050	0.000	0.002
A3	0.203REF.		0.008REF.	
D	1.924	2.076	0.076	0.082
E	1.924	2.076	0.076	0.082
D1	0.850	1.050	0.033	0.041
E1	0.700	0.900	0.028	0.035
D2	0.200	0.400	0.008	0.016
E2	0.700	0.900	0.028	0.035
e1	0.650TYP.		0.026TYP.	
e2	0.325TYP		0.013TYP	
k	0.200MIN.		0.008MIN.	
b	0.250	0.350	0.010	0.014
e	0.650TYP.		0.026TYP.	
L	0.300	0.400	0.012	0.016